

IIIF Conference 2025

IIIF workshop for beginners

Basic concepts and common use cases

June 2nd, 2025

digirati 

Workshop agenda

15.30 Welcome and introduction


15.35 Workshop tools access check

15.40 High level introduction to IIIF

15.55 Workshop activities

16.40 Workshop Q&A

<https://digirati-workshop-iiif-2025.pages.dev/>




IIIF Cloud Services – Sandbox

<https://management.dlcs-trial.digirati.io/>

What is IIIF?

A IIIF Manifest

...is any thing





the...

International...

Image*...

Interoperability...

Framework...

Today you will be creating and publishing IIIF Manifests

A book.

A painting.

A film.

A sculpture.

An opera.

A long-playing record.

A manuscript.

A map.

An aural history field recording.

A videocassette of a public information film.

A laboratory notebook.

A diary.

A manifest is what you open in your player/viewer/annotation workbench

And what's a IIIF Manifest?

It's a document for **presenting** digital objects
(not *describing* them)

It's also JSON - nice for developers.

It's also linked data - nice for semantic web enthusiasts.

IIIF is driven by cultural heritage use cases, but not limited to them

By publishing a manifest, you publish a list of one or more abstract *extents* to the web, which you can paint content on via annotation.

Other people can make statements about - annotate - these extents too.

```

- @context: [
  "http://iiif.io/api/search/1/context.json",
  "http://iiif.io/api/presentation/3/context.json"
],
id: "https://iiif.wellcomecollection.org/presentation/b21027833",
type: "Manifest",
- label: {
  - en: [
    "The nightless city, or, the 'History of the Yoshiwara Yûkwaku' / [By J. E. De Becker].",
  ]
},
+ thumbnail: [ - ],
- homepage: [
  - {
    id: "https://wellcomecollection.org/works/tjb5s3ey",
    type: "Text",
    - label: {
      - en: [
        "The nightless city, or, the 'History of the Yoshiwara Yûkwaku' / [by J. E. De Becker].",
      ]
    },
    format: "text/html",
    - language: [
      "en"
    ]
  }
],
+ metadata: [ - ],
rights: "http://creativecommons.org/publicdomain/mark/1.0/",
- provider: [
  - {
    id: "https://wellcomecollection.org",
    type: "Agent",
    - label: {
      - en: [
        "Wellcome Collection",
        "183 Euston Road",
        "London NW1 2BE UK",
        "T +44 (0)20 7611 8722",
        "E library@wellcomecollection.org",
        "https://wellcomecollection.org"
      ]
    },
    - homepage: [
      - {
        id: "https://wellcomecollection.org",
        type: "Text",
        - label: {
          - en: [
            "Wellcome Collection"
          ]
        },
        format: "text/html"
      }
    ],
    - logo: [
      - {
        id: "https://iiif.wellcomecollection.org/logos/wellcome-collection-black.png",
        type: "Image",
        format: "image/png"
      }
    ]
  }
],
- rendering: [

```

```

    - en: [
      "Text of page 124"
    ]
  }
},
- {
  id: "https://iiif.wellcomecollection.org/presentation/b21027833/canvases/b21027833_0165.jp2",
  type: "Canvas",
  - label: {
    - none: [
      "125"
    ]
  },
  width: 1803,
  height: 2972,
+ thumbnail: [ - ],
- seeAlso: [
  - {
    id: "https://api.wellcomecollection.org/text/alto/b21027833/b21027833_0165.jp2",
    type: "Dataset",
    profile: "http://www.loc.gov/standards/alto/v3/alto.xsd",
    - label: {
      - none: [
        "METS-ALTO XML"
      ]
    },
    format: "text/xml"
  }
],
- items: [
  - {
    id: "https://iiif.wellcomecollection.org/presentation/b21027833/canvases/b21027833_0165.jp2/painting",
    type: "AnnotationPage",
    - items: [
      - {
        id: "https://iiif.wellcomecollection.org/presentation/b21027833/canvases/b21027833_0165.jp2/painting/anno",
        type: "Annotation",
        motivation: "painting",
        - body: {
          id: "https://iiif.wellcomecollection.org/image/b21027833_0165.jp2/full/621,1024/0/default.jpg",
          type: "Image",
          width: 621,
          height: 1024,
          format: "image/jpeg",
          - service: [
            - {
              @id: "https://iiif.wellcomecollection.org/image/b21027833_0165.jp2",
              @type: "ImageService2",
              profile: "http://iiif.io/api/image/2/level1.json",
              width: 1803,
              height: 2972
            }
          ]
        },
        target: "https://iiif.wellcomecollection.org/presentation/b21027833/canvases/b21027833_0165.jp2"
      }
    ]
  }
],
- annotations: [
  - {
    id: "https://iiif.wellcomecollection.org/annotations/v3/b21027833/b21027833_0165.jp2/line",
    type: "AnnotationPage",
    - label: {

```

Extents are **IIIF Canvases** (for now...)

Timelines, for audio content

- duration only

Canvases, for 2D content

- With optional duration, e.g., for video

Scenes*, for 3D content

- With optional duration

We'll focus only on 2D spatial content - artworks, digitised book pages, archival materials like letters.

*Coming in IIIF Presentation 4

NLW photograph album 900

[library.wales/discover-learn/digital-exhibitions/photographs/early-swanea-photography/nlw-photograph-album-900](#)

NLW photograph album 900

[Home](#) > [Discover & Learn](#) > [Digital exhibitions](#) > [Photographs](#) > [Early Swansea Photography](#)

Discover & Learn

Digital exhibitions

- Europeana Rise of Literacy
- Illingsworth
- David Lloyd George
- Dylan Thomas
- Wales and the World Calendar
- Manuscripts
- Archives
- Printed material
- Pictures
- Maps

Photographs

- The Cased Photographs Collection
- Early Swansea Photography
 - Margam Castle Daguerreotype
 - NLW photograph album 1

Amongst the 73 photographs in this album are portraits of Calvert Richard Jones, his wife Portia and family, friends and pets. Also included are maritime studies, street scenes in Cardiff and possibly Bristol, exterior views of country houses including Somerville, Heathfield &, Foxton. Each image has been carefully mounted and an ink border drawn around it. A small number of pictures are captioned, all of country houses. The remainder are not captioned. The album also includes a view of the upper lake at Penllergaer by John Dillwyn Llewellyn.

of 84
Go

CONTENTS

- front cover
- inside front cover
- inscription

Llyfr Ffotograffau Teuluol

MORE INFORMATION

ABOUT THE ITEM

Title

Llyfr Ffotograffau Teuluol

Alternate Title

Llyfr Foto LIGC 900

Author

Llewellyn, John Dillwyn 1810-1882

Date

[ca. 1850-1860]

Permalink

<http://hdl.handle.net/10107/4716671>

Repository

This content has been digitised by

CONTENTS



Llyfr Ffotograffau Teuluol



front cover



inside front cover



inscription



p. 1



p. 2



p. 3



p. 4



p. 4a



p. 5



>> MORE INFORMATION

ABOUT THE ITEM

Title

Llyfr Ffotograffau Teuluol

Alternate Title

Llyfr Ffot LGC 900

Author

Llewelyn, John Dilwyn 1810-1882

Date

[ca. 1850-1860]

Permalink

<http://hdl.handle.net/10107/4716671>

Repository

This content has been digitised by The National Library of Wales

Description

73 photographs, mostly portraits and figure studies of Calvert and Portia Jones and friends. Included are several topographical views, and a... [MORE](#)

Attribution

Llyfrgell Genedlaethol Cymru – The National Library of Wales

License

<http://creativecommons.org/publicdomain/mark/1.0/>

Logo



Title: Is this really here to suggest an egg?

Description: Or is it only the light falling on the detail of the window frame?


(0,0)



(4500,5236)

- Why is this object in the exhibition?
- *Here is a blog post about this painting*
- There's no video available here, but this is the screenplay for this missing 20 minutes of *The Magnificent Ambersons*
- ...and here are some production stills for 49m23s-51m17s
- “Tourteletes in fryture” means “Small fig pies basted with honey”
- ***Here is the curator's essay for this collection***
- Here is a transcription of this letter
- *Here is an article about this correspondence*
- These four engravings are all views from this location

IIIF Manifest

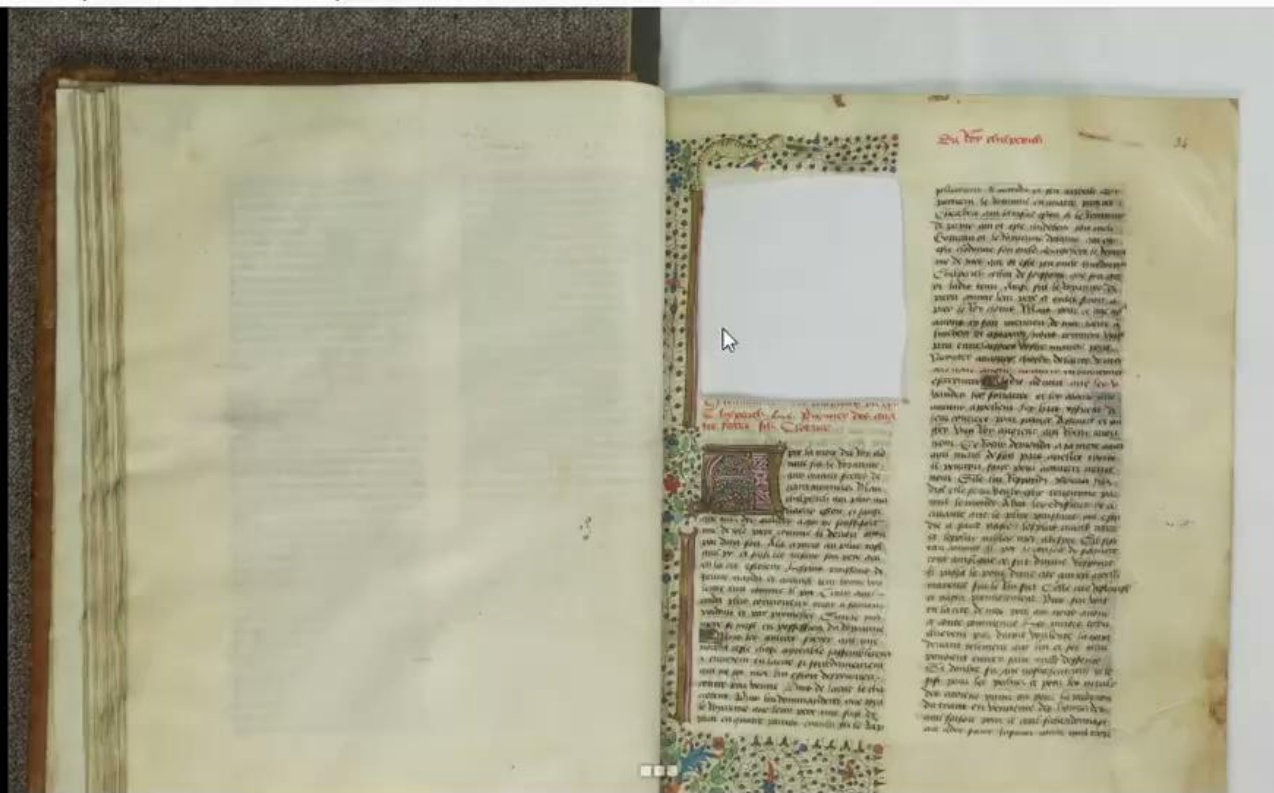


A large, multi-level library atrium with high ceilings and extensive bookshelves. The ground floor features a central display area with a large framed drawing of figures, a small round table with a globe, and two large display cases. The upper level is a mezzanine with a dark railing, also lined with bookshelves. The floor is covered in a patterned carpet.

The Human Presentation API is just how we navigate the world



Grain elevators, Caldwell, Idaho, by Lee Russell, 1941.
<http://www.loc.gov/pictures/resource/fsac.1a34206/>



f. 033v - 034



f. 034v - 035



f. 035v - 036



f. 036v - 037



f. 037v - 038



f. 038v - 039



f. 039v - 040



f. 040v - 041



f. 041v - 042



f. 042v - 043






Inside an ocean liner: the 'Aquitania'

Produced as part of *Ocean Liners: Speed and Style*

On now until Sunday, 17 June 2018

[FIND OUT MORE](#)

A large, stylized yellow logo consisting of the letters 'V' and 'A' joined by an ampersand '&'. The logo is positioned on the right side of the page, partially overlapping the background illustration of the ocean liner's interior.



```

    format: "text/html"
  },
  - target: {
    id: "https://iiif.vam.ac.uk/collections/01023003/canvas/c0#xywh=1400,2500,100,200",
    type: "Canvas"
  }
},
- {
  id: "https://iiif.vam.ac.uk/collections/01023003/annopage/p1/a5",
  type: "Annotation",
  motivation: "describing",
  - body: {
    type: "TextualBody",
    value: "<h2 class='annotatedzoom-annotation-detail_label'>Third-class dining saloon</h2><div class='annotatedzoom-annotation-detail_content'><p>While extravagant dishes and refined delicacies were served in first class, third-class meals were less sophisticated. A third-class lunch on a Cunard ship in the 1920s could include rice soup, boiled haddock or braised beef with cabbage, boiled potatoes, bread and 'cabin biscuits', followed by bread and butter pudding. To save space, passengers sat at long communal tables on chairs bolted to the floor, in case of bad weather.</p></div>",
    format: "text/html"
  },
  - target: {
    id: "https://iiif.vam.ac.uk/collections/01023003/canvas/c0#xywh=2450,3800,100,200",
    type: "Canvas"
  }
},
- {
  id: "https://iiif.vam.ac.uk/collections/01023003/annopage/p1/a6",
  type: "Annotation",
  motivation: "describing",
  - body: {
    type: "TextualBody",
    value: "<h2 class='annotatedzoom-annotation-detail_label'>Third-class four berth room</h2><div class='annotatedzoom-annotation-detail_content'><p>Liners were strictly organised spaces which reflected social hierarchies. Although people travelling in third class could account for 60% of the total number of passengers, they were segregated into a relatively small space in the lower decks of the ship, close to the noisy engine room. These four-berth rooms had none of the luxurious furnishings or fabrics found in first class, but they were an improvement on the communal sleeping quarters provided for steerage-class passengers on earlier liners.</p></div>",
    format: "text/html"
  },
  - target: {
    id: "https://iiif.vam.ac.uk/collections/01023003/canvas/c0#xywh=800,3500,100,200",
    type: "Canvas"
  }
},
- {
  id: "https://iiif.vam.ac.uk/collections/01023003/annopage/p1/a7",
  type: "Annotation",
  motivation: "describing",
  - body: {
    type: "TextualBody",
    value: "<h2 class='annotatedzoom-annotation-detail_label'>Boiler room</h2><div class='annotatedzoom-annotation-detail_content'><p>In 1919 the <i>Aquitania</i> was refitted and converted from coal-burning to oil-burning engines, which meant fewer crew were required to labour in the engine room.</p></div>",
    format: "text/html"
  },
  - target: {
    id: "https://iiif.vam.ac.uk/collections/01023003/canvas/c0#xywh=2500,4500,500,800",
    type: "Canvas"
  }
},
- {
  id: "https://iiif.vam.ac.uk/collections/01023003/annopage/p1/a8",
  type: "Annotation",
  motivation: "describing",
  - body: {
    type: "TextualBody",
    value: "<h2 class='annotatedzoom-annotation-detail_label'>Stores</h2><div class='annotatedzoom-annotation-detail_content'><p>Ocean liners required huge quantities of food, enough for all crew and passengers - the equivalent to feeding a floating city. Cunard catered for varied tastes. Provisions for one trip included 500 sheep kidneys, 400 ox tails, 800 tongues and large quantities of frogs' legs, as well as geese, turkey, duck,

```

Isn't IIIF all about images? What's the Image API?

The Image API is a standardised way of providing pixels.

Given a high resolution source image, the Image API lets us use that image for deep zoom, responsive images, arbitrary regions and sizes.

But the Image API is not the core of IIIF - and you can do huge IIIF projects without it.

The IIIF Manifest, with its Canvases, is what makes your content part of the interoperable, linked web.


The IIIF Image API is a special enhancement on top of that, for images.

Example: The Internet Archive's millions of audio and video Manifests.

These are essentially IIIF wrappers around the AV files they already had.

IIIF Cloud Services

Enabling your assets as IIIF



 Home

 IIIF Publishing

 Spaces

 Queue

 Named Queries

Welcome

Welcome to the latest beta version of the IIIF Cloud Services portal.

We will be releasing new features and enhancements regularly ahead of the official release. Here in your portal, you can make your digital collections available as IIIF resources.

Create or edit IIIF resources

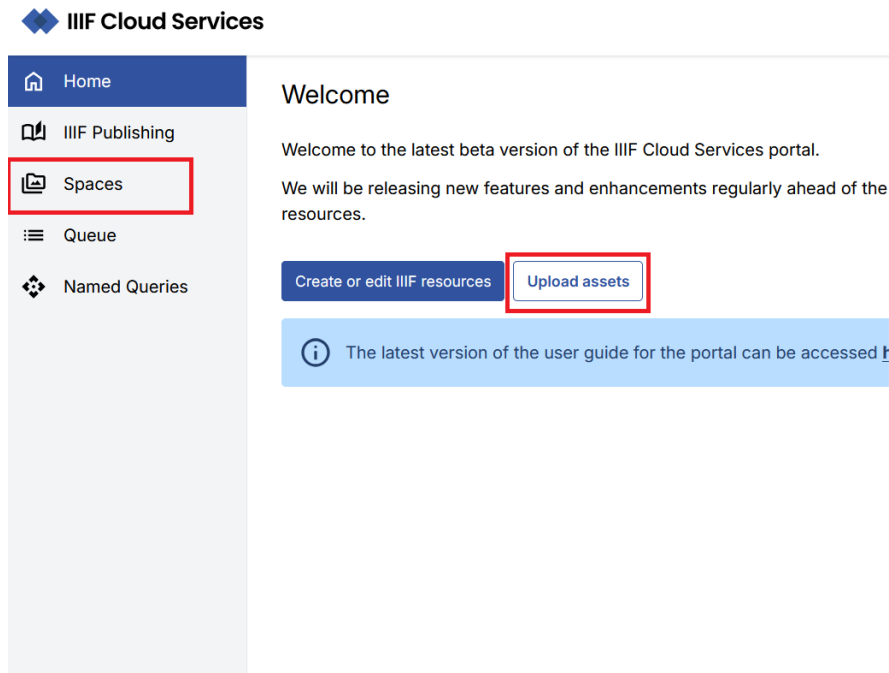
Upload assets

 The latest version of the user guide for the portal can be accessed [here](#)

Creating IIIF compatible images

Getting familiar

- Once you've logged in you should see a few options
 - Spaces - left hand menu
 - Upload assets link
- Clicking either option will navigate you to your spaces area
- Create a new space if you have images to upload
- Or
- If you don't have images, please use the options provided in the supporting documentation



The screenshot shows a web browser window with the URL `https://portal.dlcs-trial.digirati.io/Services/IIIF/Home`. The page header includes the IIIF Cloud Services logo and a 'TOWARDS A NATIONAL COLLECTION' banner. A 'Log out' button and the user name 'Workshop Participant 0' are in the top right. A left sidebar contains links for 'Home', 'IIIF Publishing', and 'Spaces'. The main content area is titled 'Welcome' and contains a message about the beta version of the portal and upcoming features. At the bottom of the main content area, there are two buttons: 'Create or edit IIIF resources' and 'Upload assets'.

← → ↻ 🔒 `https://portal.dlcs-trial.digirati.io/Services/IIIF/Home` ☆ 📧 ⬇️ 🗑️ 🔄 📄 ☰

IIIF Cloud Services

Log out Workshop Participant 0

Home

IIIF Publishing

Spaces

Welcome


Welcome to the latest beta version of the IIIF Cloud Services portal.

We will be releasing new features and enhancements regularly ahead of the official release. Here in your portal, you can make your digital collections available as IIIF resources.

Create or edit IIIF resources Upload assets

IIIF Manifests

Exploring existing IIIF Manifests



← → ↺

🔒 https://portal.dlcs-trial.digirati.io/Services/IIIF/Home

☆


📧


👤

🗨️


🔗

☰

 **IIIF Cloud Services**



Log out

 Workshop Participant 0

🏠 Home

📖 IIIF Publishing

📁 Spaces

Welcome

Welcome to the latest beta version of the IIIF Cloud Services portal.


We will be releasing new features and enhancements regularly ahead of the official release. Here in your portal, you can make your digital collections available as IIIF resources.

Create or edit IIIF resources

Upload assets

Manifest Editor

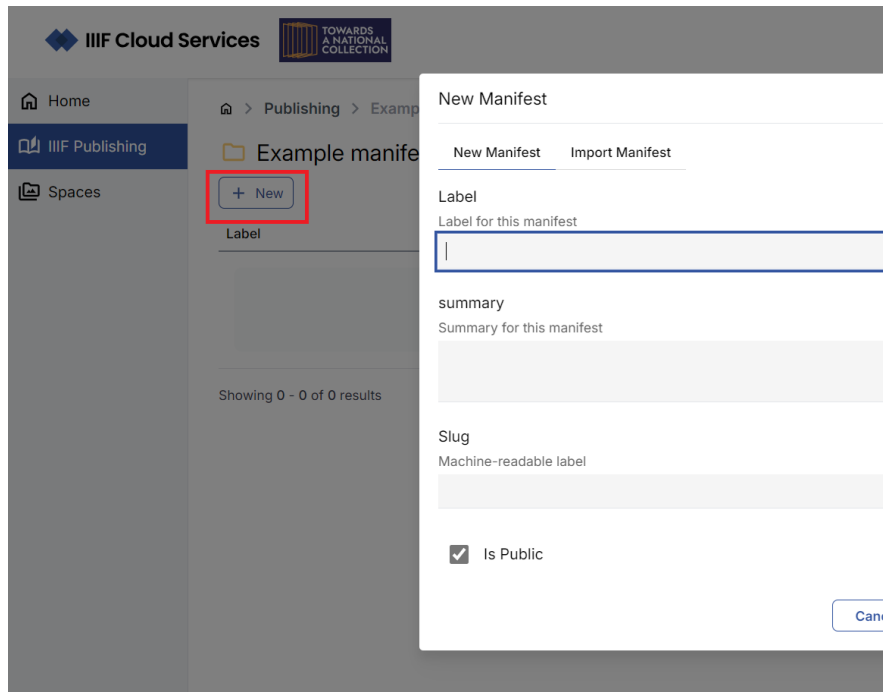
Creating and editing IIF Manifests



Creating IIIF Manifests

Using IIIF Presentation API

- Create a basic manifest
 - Give it a label
 - Provide a brief summary
- Clicking 'Create' will create an empty manifest
- Using the basic Manifest view, select one or more images from your space
- Add these to your manifest, thus creating a canvas for each image
- We'll then view the basic manifest



The screenshot displays the IIIF Cloud Services web interface. On the left, a sidebar contains navigation links: 'Home', 'IIIF Publishing', and 'Spaces'. The main content area shows a breadcrumb trail 'Home > Publishing > Example manifest' and a title 'Example manifest'. A red rectangle highlights a '+ New' button. A modal dialog titled 'New Manifest' is open on the right, featuring two tabs: 'New Manifest' (selected) and 'Import Manifest'. The dialog contains three text input fields: 'Label' (with the placeholder 'Label for this manifest'), 'summary' (with the placeholder 'Summary for this manifest'), and 'Slug' (with the placeholder 'Machine-readable label'). Below these fields is a checked checkbox labeled 'Is Public'. A 'Cancel' button is located at the bottom right of the dialog.

The screenshot shows a web browser window with the address bar displaying `https://portal.dlcs-trial.digirati.io/Services/IIIF/Home`. The page header includes the "IIIF Cloud Services" logo and a "TOWARDS A NATIONAL COLLECTION" banner. A "Log out" button and the user identity "Workshop Participant 0" are in the top right. A left sidebar contains links for "Home", "IIIF Publishing", and "Spaces". The main content area is titled "Welcome" and contains a message about the beta version of the portal and upcoming features. At the bottom of the main content area, there are two buttons: "Create or edit IIIF resources" and "Upload assets".

← → ↻ `https://portal.dlcs-trial.digirati.io/Services/IIIF/Home` ☆

IIIF Cloud Services

[Log out](#) Workshop Participant 0

Home

IIIF Publishing

Spaces

Welcome

Welcome to the latest beta version of the IIIF Cloud Services portal.

We will be releasing new features and enhancements regularly ahead of the official release. Here in your portal, you can make your digital collections available as IIIF resources.

[Create or edit IIIF resources](#) [Upload assets](#)

IIIF Conference 2025

Questions, next steps



Next steps

- Individual access to your workshop environment - terms and conditions note
- Any immediate questions - please ask now or you can contact us by email - contact@digirati.com